

## Integrating Health and Social Care – Better Care Fund

New Unified Prevention Offer							
Measure	Description	Aim	RAG	In-year Progress	Target	2014/15	2013/14
18-64 Age-grp	Number of permanent admissions to care (18-64)	Low	A	↑	Reduce from 13/14	27	26
65+ Age-grp	Number of Permanent admissions to care (65+)	Low	G	↔	Reduce from 13/14*	414	434

\*The 65+ permanent admissions **BCF** target is linked to ASCOF 2A and is a specific rate per 100,000 population. The report for the source data of this measure is not yet available in IAS and hence the basic 'reduction' target noted above.

Improved Hospital Discharge and Reablement							
Measure	Description	Aim	RAG	In-year Progress	Target	2014/15	2013/14
Local	Number of people starting HART support service	High	A	↔	Improve on 13/14	1,892 (Apr-Sep)	1,982 (Apr-Sep)
Local	Proportion of HART cases completed with no further need	High	A	↔	Sustain 13/14	46% (Apr-Sep)	51% (Apr-Sep)
ASCOF 2B pt 1	Proportion of people living at home 91 days after hospital discharge	High	G	N/A (New this Qtr)	80.3% (BCF)	83.0%	78.6%
ASCOF 2C pt 1	Delayed transfers of care (rate per 100,000 pop.)	Low	A	↔	Reduce from 13/14	16.1 (Apr-Aug)	11.2 (Full year)
ASCOF 2C pt 2	Delayed transfers of care (rate per 100,000 pop.)	Low	A	↓	Reduce from 13/14	3.4 (Apr-Aug)	2.4 (Full year)
BCF	Delayed transfers of care (days) – rate per 100,000 pop.	Low	A	↔	288.2 (Apr-Dec 14) (BCF)	366.8 (Apr-Aug)	292.7 (Apr-Nov13 Baseline)

## Integrated Proactive Care for people with Complex Long-term Conditions

Measure	Description	Aim	RAG	In-year Progress	Target	2014/15	2013/14
Local	Percentage of people receiving services >12mths reviewed in the past year	High	A	↓	65%	43% (12mth to Sep-14)	56% (12 mth to Mar-14)

## Better Adult Social Care

### Greater Personalisation of Services

Measure	Description	Aim	RAG	In-year Progress	Target	2014/15	2013/14
ASCOF 1C	Proportion of people receiving community based services via a personal budget	High	N/A	N/A	N/A	No current data	51.3%

### Strong Adult Safeguarding – ensure local agencies work together to prevent abuse and protect vulnerable people

Measure	Description	Aim	RAG	In-year Progress	Target	2014/15	2013/14
LOCAL	Number of people for whom a safeguarding referral has been made.	N/A	N/A	N/A	N/A	1,136 (Full year forecast)	1,361 (Full year)
LOCAL	Proportion of safeguarding investigations either substantiated or partly substantiated	N/A	N/A	N/A	N/A	52% (Apr-Sep)	53% (Full year)

## Strong Adult Safeguarding – ensure local agencies work together to prevent abuse and protect vulnerable people

Measure	Description	Aim	RAG	In-year Progress	Target	2014/15	2013/14
LOCAL	Percentage of safeguarding cases where the strategy discussion commenced within 24 hours of the referral	High	N/A	↑	2014/15 to be used as a baseline year for potential future target	64%	Not available

## Effective Support for People with Learning Disabilities

Measure	Description	Aim	RAG	In-year Progress	Target	2014/15	2013/14
ASCOF 1G	Proportion of people aged 18-64 with a learning disability living in settled accommodation	High	A	↑	73%	40.7%	61.1%

## Leicestershire's Cultural Environment

### A Better Place and Visitor Offer

Measure	Description	Aim	RAG	In-year Progress	Target	2014/15	2013/14
Local	Number of visitors to heritage sites	High	G	↑	Sustain 13/14	140,939 (Apr-Sep)	140,661 (Apr-Sep)

### Remodelled Library Service

Measure	Description	Aim	RAG	In-year Progress	Target	2014/15	2013/14
Local	Number of library Visits	High	A	↓	Sustain 13/14	814,262 (Apr-Sep)	899,105 (Apr-Sep)
Local	Number of library issues	High	A	↓	Sustain 13/14	1,371,732 (Apr-Sep)	1,517,765 (Apr-Sep)

# Investment in People – Employment and Skills Support

Support People into Employment							
Measure	Description	Aim	RAG	In-year Progress	Target	2014/15	2013/14
Local	Leicestershire Adult Learning Service (LALS) Success Rate	High	A	New term	85%	41%	94%

## Key to Columns

**Measure** ASCOF A metric within the national performance framework known as Adult Social Care Outcomes Framework (ASCOF)

Local A measure defined and calculated for Leicestershire County Council only


**Aim** High The aim of performance is to be high


Low The aim of performance is to be low


**RAG** Red Performance is short of the target to the extent that it cannot be achieved

Amber Performance is short of the target although may be achieved by year-end

Green Performance is on track to meet the target.

**In year progress**  During the course of the year performance is improving. If month-by-month monitoring is not applicable e.g. due to seasonality, progress on year-to-date compared with last year is improving.

 During the course of the year performance is neither improving nor declining. If month-by-month monitoring is not applicable e.g. due to seasonality, progress on year-to-date compared with last year is similar.

 During the course of the year performance is declining. If month-by-month monitoring is not applicable e.g. due to seasonality, progress on year-to-date compared with last year is declining.